

Dog Information








Gigi NAME	Female SEX
Poodle (Standard) GENETIC BREED	October 3rd, 2020 DATE OF BIRTH
n/a REGISTRATION	n/a MICROCHIP

Ali Hamka
OWNER NAME

Canine Genetic Health Screen
TEST

January 31st, 2021
TEST DATE

BREED HEALTH TESTS

DISEASE	GENE	GENOTYPE	RESULT	
Degenerative Myelopathy, DM	SOD1	GG	Clear	
Neonatal Encephalopathy with Seizures, NEWS	ATF2	TT	Clear	
Osteochondrodysplasia, Skeletal Dwarfism	SLC13A1	NN	Clear	
Progressive Retinal Atrophy, prcd	PRCD Exon 1	GG	Clear	
Von Willebrand Disease Type I	VWF	GG	Clear	
Chondrodystrophy and Intervertebral Disc Disease, CDDY/IVDD, Type I IVDD	FGF4 - chr12	N/N	Clear	
GM2 Gangliosidosis	HEXB (Exon 3)	NN	Clear	

Dog Information

Gigi
NAME

INBREEDING AND DIVERSITY

Genetic Diversity	RESULT
Coefficient Of Inbreeding	22%
MHC Class II - DLA DRB1	No Diversity
MHC Class II - DLA DQA1 and DQB1	No Diversity

Dog Information ✦

Gigi
NAME

TRAIT TESTS (1/2)

Coat Color		RESULT
E Locus (MC1R)	No dark hairs anywhere	ee
K Locus (CBD103)	Not expressed	$K^{B}K^{B}$
Intensity Loci LINKAGE	Any pigmented hair likely yellow or tan	Intermediate Red Pigmentation
A Locus (ASIP)	Not expressed	a^Ya^t
D Locus (MLPH)	Not expressed	DD
Cocoa (HPS3)	No co alleles, not expressed	NN
B Locus (TYRP1)	Likely black colored nose/feet	BB
Saddle Tan (RALY)	Not expressed	NN
S Locus (MITF)	Likely to have little to no white in coat	SS
M Locus (PMEL)	No merle alleles	mm
H Locus (Harlequin)	No harlequin alleles	hh
Other Coat Traits		RESULT
Furnishings (RSP02) LINKAGE	Likely furnished (mustache, beard, and/or eyebrows)	FF
Coat Length (FGF5)	Likely long coat	TT
Shedding (MC5R)	Likely light shedding	CT
Coat Texture (KRT71)	Likely curly coat	TT
Hairlessness (FOXI3) LINKAGE	Very unlikely to be hairless	NN

Dog Information ✦

Gigi
NAME

TRAIT TESTS (2/2)

Body Size		RESULT
Body Size (IGF1)	Intermediate	NI
Body Size (IGFR1)	Larger	GG
Body Size (STC2)	Larger	TT
Body Size (GHR - E191K)	Larger	GG
Body Size (GHR - P177L)	Larger	CC

Performance		RESULT
Altitude Adaptation (EPAS1)	Normal altitude tolerance	GG
Appetite (POMC) LINKAGE	Normal food motivation	NN